

# CHEST<sup>®</sup>

Official publication of the American College of Chest Physicians



## **Metaanalysis of the Efficacy of Sublingual Immunotherapy in the Treatment of Allergic Asthma in Pediatric Patients, 3 to 18 Years of Age**

Martin Penagos, Giovanni Passalacqua, Enrico Compalati, Carlos E. Baena-Cagnani, Socorro Orozco, Alvaro Pedroza and Giorgio Walter Canonica

*Chest* 2008;133:599-609; Prepublished online October 20, 2007;  
DOI 10.1378/chest.06-1425

The online version of this article, along with updated information and services can be found online on the World Wide Web at:

<http://chestjournal.chestpubs.org/content/133/3/599.full.html>

*CHEST* is the official journal of the American College of Chest Physicians. It has been published monthly since 1935. Copyright 2008 by the American College of Chest Physicians, 3300 Dundee Road, Northbrook, IL 60062. All rights reserved. No part of this article or PDF may be reproduced or distributed without the prior written permission of the copyright holder.

<http://chestjournal.chestpubs.org/site/misc/reprints.xhtml>

ISSN:0012-3692

A M E R I C A N C O L L E G E O F



P H Y S I C I A N S<sup>®</sup>



## Metaanalysis of the Efficacy of Sublingual Immunotherapy in the Treatment of Allergic Asthma in Pediatric Patients, 3 to 18 Years of Age\*

Martin Penagos, MD, MSc; Giovanni Passalacqua, MD; Enrico Compalati, MD; Carlos E. Baena-Cagnani, MD; Socorro Orozco, MD; Alvaro Pedroza, MD; and Giorgio Walter Canonica, MD

**Background:** Recent studies have documented the efficacy and safety of sublingual immunotherapy (SLIT) in patients with rhinitis, but the value of this treatment in those with asthma is still debated. We evaluated the efficacy of SLIT in the treatment of allergic asthma in children by a metaanalysis of randomized, double-blind, and placebo-controlled (DBPC) clinical trials.

**Methods:** Electronic databases were searched up to May 31, 2006, for randomized DBPC trials assessing SLIT in pediatric cases of asthma. Effects on primary outcomes (*ie*, symptom scores and concomitant use of rescue medication) were calculated with standardized mean differences (SMDs) using the random-effects model. We performed the metaanalysis using a statistical software package (RevMan, 4.2.8; The Cochrane Collaboration; Oxford, UK), and we followed the recommendations of the Cochrane Collaboration and the Quality of Reporting of Metaanalyses guidelines.

**Results:** Seventy-three articles were identified and reviewed. Nine studies, all published after 1990, fulfilled the selection criteria. A total of 441 patients had a final assessment and were included in the analysis. Two hundred thirty-two patients received SLIT, and 209 patients received placebo. The results of the present analysis demonstrated a relevant heterogeneity due to widely differing scoring systems. Overall, there was a significant reduction in both symptoms (SMD - 1.14; 95% confidence interval [CI], - 2.10 to - 0.18;  $p = 0.02$ ) and medication use (SMD, - 1.63; 95% CI, - 2.83 to - 0.44;  $p = 0.007$ ) following SLIT.

**Conclusion:** SLIT with standardized extracts reduces both symptom scores and rescue medication use in children with allergic asthma compared with placebo. (*CHEST* 2008; 133:599-609)

**Key words:** asthma; children; efficacy; metaanalysis; randomized controlled trials; sublingual immunotherapy

**Abbreviations:** CI = confidence interval; DBPC = double-blind, placebo-controlled; QUOROM = Quality of Reporting of Metaanalyses; REM = random-effects model; SLIT = sublingual immunotherapy; SMD = standardized mean difference

Specific immunotherapy, usually administered by the subcutaneous route, is presently considered as the only allergen-oriented biological response modifier, and it is regarded as an essential part of the therapeutic approach for respiratory allergy.<sup>1</sup> The relevance of immunotherapy in the treatment of allergic respiratory diseases is further underlined by the fact that it can exert a preventive effect on the progression of respiratory allergy in children,<sup>2</sup> thus acting as a secondary prevention. The use of sublingual immunotherapy (SLIT) was proposed about 20

years ago with the main rationale of minimizing the risk of severe adverse events, possibly related to the injection route of administration.<sup>3</sup> After some years and many controlled trials performed in adults

---

For editorial comment see page 589

---

and children,<sup>4</sup> SLIT was finally accepted as a viable alternative to the traditional subcutaneous administration route.<sup>1,5</sup> The satisfactory safety profile of SLIT was repeatedly confirmed in both clinical trials

and postmarketing surveys, even in children < 5 years of age.<sup>6</sup> Of note, some double-dummy studies<sup>7,8</sup> failed to detect a significant difference between SLIT and the subcutaneous route of administration as far as clinical efficacy was concerned. Finally, stringent experimental evidence<sup>9,10</sup> of the immunologic effects of the treatment, consistent with the clinical effects, has also been provided.

The abundant literature on injection immunotherapy allowed the performance of detailed metaanalyses of its efficacy in asthma patients.<sup>11</sup> Based on the available randomized and controlled trials, metaanalyses have been also performed with SLIT, and two studies have confirmed its efficacy in adults<sup>12</sup> and in pediatric subjects.<sup>13</sup> Nevertheless, the mentioned metaanalyses were essentially limited to allergic rhinitis, due to the paucity of experimental data available for asthma so that the value of SLIT in asthma patients is still matter of debate. This is especially true in children who are expected to be the ideal candidates for SLIT. During the last years, several new pediatric studies have been published, and further data have become available; thus, we evaluated the efficacy of SLIT in cases of allergic asthma among pediatric patients (3 to 18 years old) by conducting a metaanalysis of the published randomized, double-blind, placebo-controlled (DBPC) clinical trials.

---

\*From the Division of Allergy & Respiratory Diseases (Drs. Penagos, Passalacqua, Compalati, and Canonica), Department of Internal Medicine, University of Genoa, Genoa, Italy; the University of Cordoba (Dr. Baena-Cagnani), Cordoba, Argentina; and the Allergy Service (Drs. Orozco and Pedroza), National Pediatrics Institute, Mexico City, Mexico.

Dr. Penagos has received an educational grant from the Alβan Program (E04D040885MX). Dr. Compalati has received a scholarship from the University of Genoa and ARMIA (Associazione Ricerca Malattie Immunologiche e Allergiche). For Drs. Passalacqua, Baena-Cagnani, Orozco, Pedroza, and Canonica, funding for this analysis came from their salary support.

Dr. Canonica and Dr. Passalacqua have received research grants and lecture fees from Alk-Abello, Anallergo, Allergy Therapeutics, A. Menarini, Almirall, Altana, AstraZeneca, Boehringer Ingelheim, Chiesi Farmaceutici, Genentech, Gentili, Glaxo-SmithKline, Lofarma, Merck Sharp & Dome, Novartis, Pfizer, Schering Plough, Stallergènes, and UCB Pharma. Dr. Orozco has received research funding from AstraZeneca, Aventis, Glaxo-Smith Kline, and Schering Plough. Dr. Pedroza has received research grants from AstraZeneca, Aventis, Boehringer Ingelheim, and GlaxoSmithKline. Drs. Penagos, Compalati, and Baena-Cagnani have reported to the ACCP that no significant conflicts of interest exist with any companies/organizations whose products or services may be discussed in this article.

Manuscript received August 4, 2006; revision accepted September 21, 2007.

Reproduction of this article is prohibited without written permission from the American College of Chest Physicians ([www.chestjournal.org/misc/reprints.shtml](http://www.chestjournal.org/misc/reprints.shtml)).

Correspondence to: Giorgio Walter Canonica, MD, Allergy and Respiratory Diseases, DIMI, Padiglione Maragliano, Largo R Benzi, 10, 16132 Genoa, Italy; e-mail: [canonica@unige.it](mailto:canonica@unige.it)

DOI: 10.1378/chest.06-1425

### Search Strategy

This review was conducted following the Cochrane Collaboration and the Quality of Reporting of Metaanalyses (QUOROM) guidelines standards.<sup>14,15</sup> The MEDLINE, EMBASE, LILACS, and CINAHL databases were searched from 1966 to May 31, 2006, for randomized DBPC trials investigating the efficacy of SLIT in children with allergic asthma using MeSH headings and text words. We searched also for any additional study mentioned in the references of the identified publications, including previous relevant metaanalyses and narrative reviews. Abstracts of relevant meetings were also searched.

Two authors conducted independent search strategies. The first MEDLINE search strategy retrieved citations containing the subject heading “sublingual immunotherapy” (limited to the publication types clinical trial and metaanalysis) or the text words “sublingual or swallow desensitization” or oromucosal immunotherapy.” The second MEDLINE search strategy retrieved citations containing the subject heading “sublingual immunotherapy” combined with exploded subject headings describing allergic disease (“asthma,” “bronchial,” or “wheezing”) or text words describing “sublingual immunotherapy efficacy in asthma” appearing in close proximity to each other (“sublingual,” “immunotherapy,” “asthma,” and “efficacy”) or those focused to the target population (“children” or “adolescent”). We limited citations from the second search to randomized, controlled trials using a maximally sensitive strategy.<sup>16</sup> We modified these searches for other databases. We screened reference lists from all retrieved articles and from recent review articles to identify additional studies. There were no language restrictions.

### Study Selection and Characteristics

We included parallel-group randomized, DBPC trials. Patients had to be ≤ 18 years of age as accepted by the American Academy of Pediatrics,<sup>17,18</sup> with a history of allergic asthma with or without allergic rhinitis and/or conjunctivitis, in whom the causal allergen had been identified, and IgE sensitization had been proven by skin-prick tests and/or specific IgE assays. Immunotherapy had to be delivered by the sublingual route, whether or not the allergen was subsequently swallowed. All appropriate allergens were considered at all doses and for all durations of treatment. Trials of SLIT for allergic rhinitis were considered only if the results for subjects with asthma were separately analyzed. Trial eligibility was determined on full text format by two authors and checked by the principal investigator. The observed percentage agreement between the investigators for the assessment of inclusion was calculated by using the κ test.<sup>15,19</sup> The κ statistic (Table 1<sup>19–22,24,26–32,46,54,64,65,71–74</sup>) represents the rate of agreement remaining between two independent observers after chance agreement is removed. The κ statistic values range from 1 (excellent) to 0 (no agreement).

### Assessment of Validity

The methodological information used that was relevant to the assessment of internal validity was as follows: method of allocation; generation and concealment of randomization; blinding of caregivers/outcome assessors; and the number of and reasons for withdrawals. The quality of trials was quantified in duplicate using the Jadad scale<sup>20,21</sup> that scores from 0 (lower quality) to 5 (excellent quality) [Table 1]. An interrater agreement was again calculated by using the κ statistic.<sup>15,19,22</sup>

**Table 1—Description of the Statistical Methods Used in This Review\***

Steps	Rationale	Interpretation	References
Study quality and data extraction			
Jadad scale	Assesses the methodological quality of trials; it takes into account the adequacy and description of randomization, masking, dropouts, and withdrawals in the report of an RCT; the scale ranges from 0 to 5, with higher scores indicating higher methodological quality	Scores 4–5, high methodological quality; score 3, sufficient; score < 3, low methodological quality	20, 21
$\kappa$ test	Quantifies the interobserver variability that occurs when two or more independent observers evaluate the same thing; the $\kappa$ statistic represents the rate of agreement remaining after chance agreement is removed	Agreement within different observers ( $\kappa$ value) is considered: 0–0.2, very poor; 0.2–0.4, poor; 0.4–0.6, moderate; 0.6–0.8, good; 0.8–1.0, excellent	19, 22
Statistical power	The power of a statistical test is the probability that the test will reject a false null hypothesis; this probability is referred as $\beta$ ; therefore, power is equal to $1 - \beta$ ; power analysis can be conducted either before ( <i>a priori</i> ) or after ( <i>post hoc</i> ) data are collected	Power values lie between 0 and 1.0; a value of 0.80 is the standard for adequacy	64, 65, 73, 74
Effect size			
SMD	The SMD is the difference in means divided by an SD; this SD is the pooled SD of participants' outcomes across the whole trial; the SMD does not depend on the measurement scale used; if different trials assess the same outcome using different scales, the SMD converts all outcomes to a common scale, measured in units of SD	Cohen <sup>71</sup> describes values of $\pm 0.20$ , 0.50, and 0.80, respectively, as small, medium, and large effect sizes	28–30, 46, 71, 74
Heterogeneity			
$I^2$ test	$I^2$ describes the percentage of total variation across studies due to true heterogeneity rather than to chance; $I^2$ can be calculated and compared across metaanalyses of different sizes, of different types of studies, and for different types of outcome data	$I^2$ lies between 0% and 100%; a value of 0% indicates no heterogeneity, and larger values show increasing heterogeneity; a classification has been proposed as low, moderate, and high to $I^2$ values of 25%, 50%, and 75%, respectively	26, 27, 32, 54
REM	Two methods are available in RevMan for metaanalysis of continuous data: the FEM uses the inverse variance approach, while the REM uses the DerSimonian and Laird <sup>28</sup> random-effects approach; REM metaanalyses can increase statistical power by reducing the SE of the weighted average effect size; REM assumes that the true treatment effects in the individual studies may be different from each other; that means there is no single number to estimate in the metaanalysis, but a distribution of numbers; this model assumes that these effects are normally distributed; the metaanalysis therefore estimates the mean and SD of the different effects; then, a goodness-of-fit test for normality or a graphical exploration of the outcomes should be done	Under the FEM, it is assumed that all studies come from a common population, and that the effect size (SMD) is not significantly different among the different trials; this assumption is tested by the heterogeneity test; if this test yields a low p value ( $p < 0.05$ ), then the FEM may be invalid; in this case, the REM may be more appropriate; methods used to combine results in a metaanalysis use a weighted average, in which the larger trials have more influence than the smaller ones; weight is attributed slightly differently when we use an REM; however, studies with restrictive eligibility criteria will be given greater weight	24, 28–32, 54, 65, 72

\*RCT = randomized controlled trial; FEM = fixed-effects method.

## Data Extraction

The outcomes measured were asthma symptom and medication scores. Two independent reviewers extracted data from the selected articles, reconciling differences by consensus. Observer variation for continuous data was quantified and plotted using the Bland-Altman test.<sup>23,24</sup> We planned to perform an intention-to-treat analysis and tried to include dropouts in the analysis if the last observation carried forward for both continuous scores was available; if not, we just included them in the analysis of patients with a final assessment. When the results were only presented in graphs, these were digitized and then converted to numbers (DigitizeIt, version 1.5.7; DigitizeIt; Köln, Germany).<sup>25</sup> Additionally, we contacted most of the investigators to obtain more information for data extraction.

## Statistical Analysis

Outcomes were quantitative and continuous (*ie*, symptom scores and medication scores). In the original studies, a wide variety of scoring systems and scales were used for symptoms (usually, a daily assessment of symptoms recorded on a diary, and subsequently summarized and averaged) and medication usage (typically, a daily score of the use of  $\beta_2$ -agonists and inhaled corticosteroids). The investigators of each trial provided post-treatment mean and SD values for both the active-treatment and placebo groups. Since the outcome variables continuous data were expressed in different scales, we used the standardized mean difference (SMD). Heterogeneity was calculated with the Cochrane Q statistic test and the  $I^2$  test.<sup>26,27</sup> The  $I^2$  test describes the rate of variation across studies due to heterogeneity rather than chance, and ranges from 0 (no heterogeneity) to 100 (maximum heterogeneity) [Table 1]. All results are reported with 95% confidence intervals (CIs), and all *p* values are two-tailed.

Given the significant heterogeneity found among the results of the included studies, the random-effects model (REM) according to DerSimonian and Laird<sup>28</sup> was used. This model assumes that the true treatment effects in the individual studies may be different from each other and that these are normally distributed.<sup>28–30</sup> We explored the effect-size distribution with Q-Q plots and histograms. The Q-Q plots compare the quantiles of an observed distribution against the quantiles of the standard normal distribution. In a metaanalysis, such a plot can be used to check the normality assumption, to investigate whether all studies come from a single population, and to search for publication bias.<sup>31</sup> Statistical methods are summarized in Table 1. The analysis was performed using two statistical software programs (RevMan, version 4.2.8; The Cochrane Collaboration; Oxford, UK<sup>32</sup>; and SPSS, version 14.0 for Windows; SPSS Inc; Chicago, IL).<sup>33</sup>

## DATA SYNTHESIS

### Search Results

The primary search identified 286 articles, 73 of which were potentially relevant trials on SLIT in infantile allergic asthma (Fig 1). Twenty-one studies<sup>34–42</sup> were randomized, but only 9 articles<sup>34–42</sup> met the mentioned inclusion criteria for metaanalysis. The  $\kappa$  statistic for interrater agreement on study eligibility was 0.85 (95% CI, 0.75 to 1.0). Consensus was reached on the remaining trials. Some randomized trials were excluded from the review for the following reasons: three trials were not blinded; two trials did not compare

SLIT with placebo; two trials were duplicated; and five trials had no suitable data (designed for safety evaluation, postchallenge test studies, or information not obtainable).

The mean and SD for scores were available in text or graphics in three articles.<sup>34,37,42</sup> When the data were not accessible in the articles, authors were contacted, and they provided the data.<sup>35,36,38–41</sup>

### Trial Characteristics

Table 2<sup>34–42</sup> summarizes the characteristics of the studies and subjects included in the metaanalysis. All nine studies<sup>34–42</sup> reported 441 subjects who had concluded treatment and had received a final clinical assessment; consequently, their data were analyzed. Four trials<sup>35–37,41</sup> included patients with either asthma or rhinitis; but only those patients with asthma were included in this analysis. The age range of participants was 3 to 18 years. Each trial included a median of 43 participants (range, 14 to 97 patients). All patients had received a diagnosis of allergic asthma (rhinitis, 77%; conjunctivitis, 59%). There were not enough studies for a reliable evaluation of FEV<sub>1</sub> as a primary outcome.

Table 3<sup>34–42</sup> displays the characteristics of treatments. The SLIT extracts used in the trials were all standardized either biologically or immunologically in the following units: specific treatment units (or STU); index of reactivity (or IR); allergic units (or AU); biological units (or BU); and micrograms. The allergens were mites (*n* = 6), grass mix (*n* = 1), *Olea europaea* (*n* = 1), and pollen mix (*n* = 1). Glycerol was the vehicle most frequently used. Eight studies<sup>34–36,38–42</sup> provided the allergen information in drops; one study<sup>37</sup> provided allergen information in tablets. The median for SLIT and placebo administration was 12 months, with a range of 3 to 32 months. Data on asthma symptom scores were obtained from nine trials,<sup>34–42</sup> and data on medication use were obtained from seven trials.<sup>36–42</sup>

### Methodological Quality of Included Studies

All the trials were randomized and DBPC. Each trial reported dropouts, withdrawals, and patients completing the trial; the dropout rate varied between 0% and 17%. Based on the Jadad criteria, four studies<sup>35,37,38,41</sup> received a 5/5 quality score and five studies<sup>34,36,39,40,42</sup> a 4/5 quality score. The  $\kappa$  score for interrater agreement on methodological quality was 0.90 (95% CI, 0.80 to 1.0).

Among the 9 studies included in this review, only two studies<sup>35,41</sup> calculated the statistical power. One study<sup>41</sup> calculated this *a priori* with the purpose of sample size estimation only. Another study<sup>35</sup> carried out a *post hoc* calculation, but neither for asthma




FIGURE 1. Handling of trials identified through a search of studies.

score nor rescue medication use. Then, we calculated the *post hoc* statistical power for each study. Four studies<sup>34,37,40,42</sup> had a *post hoc* power between 0.99 and 1.00; one study<sup>36</sup> had a power of 0.79; and four studies<sup>35,38,39,41</sup> had a power of 0.05 to 0.37.

### Outcomes

**Asthma Symptom Scores:** Of the 441 patients included, 232 received SLIT and 209 placebo. SLIT induced a significant reduction in asthma symptoms compared with placebo (SMD,  $-1.14$ ; 95% CI,  $-2.10$  to  $-0.18$ ;  $p = 0.02$ ). A significant interstudy heterogeneity was found ( $\chi^2$  test, 144;  $p < 0.0001$ ;  $I^2$ , 94.4%) [Fig 2].

**Medication Scores:** Three hundred sixty-six patients from seven studies<sup>36–42</sup> were considered for this analysis (192 treated with SLIT; 174 treated with placebo). The results for medication scores following SLIT showed a significant reduction in concomitant rescue drug use (SMD,  $-1.63$ ; 95% CI,  $-2.83$  to  $-0.44$ ;  $p = 0.007$ ) [Fig 3]. A significant hetero-

geneity between studies also was found ( $\chi^2$  test, 130.8;  $p < 0.0001$ ;  $I^2$ , 95.4%).

We did not find a significant interrater variation for extracted continuous data, when it was plotted and analyzed using the Bland-Altman test (SMD,  $-0.005$ ; 95% CI,  $-0.02$  to  $-0.01$ ).<sup>23,24</sup> By using Q-Q plots, we found that the studies had different study-specific effects. Those for symptom scores followed a normal distribution. But, the effect sizes for rescue medication scores do not approximate normality.<sup>31</sup>

### Sensitivity Analyses

In a subgroup analysis of the trials conducted with mites, SLIT showed a significant effect on reduction of symptom scores (SMD,  $-1.36$ ; 95% CI,  $-2.16$  to  $-0.55$ ;  $p = 0.001$ ) compared to those using pollen SLIT (SMD,  $-0.80$ ; 95% CI,  $-3.01$  to  $1.40$ ;  $p = 0.48$ ). SLIT also reduced significantly the rescue medication use in the mite studies (SMD,  $-3.18$ ; 95% CI,  $-6.05$  to  $-0.31$ ;  $p = 0.03$ ), but not in the pollen studies (SMD,  $-0.26$ ; 95% CI,  $-0.58$  to  $0.07$ ;

**Table 2—Characteristics of Studies and Participants\***

Study/Year/Journal	Study Design				Participants					
	Study Design	Quality Score†	Individual Effect Size	Dropout Rate, %	Asthma Type or Severity	Diagnosis	Subjects Included in the Analysis, ‡ No.	SLIT, No.	Placebo, No.	Age, yr
Caffarelli et al <sup>37</sup> /2000/ <i>Allergy</i>	RCTDB	5/5	0.87	8	Seasonal asthma	R, A, C	43	23	20	4–14
Ippoliti et al <sup>40</sup> /2003/ <i>Pediatric Allergy and Immunology</i>	RCTDB	4/5	– 0.87	0	Mild-to-moderate asthma	R, A, C	86	47	39	5–12
Tari et al <sup>34</sup> /1990/ <i>Allergologia et Immunopathologia</i>	RCTDB	4/5	– 0.79	12	Persistent asthma	R, A	58	30	28	5–12
Niu et al <sup>42</sup> /2006/ <i>Respiratory Medicine</i>	RCTDB	4/5	– 0.53	12	Persistent mild and moderate	R, A	97	49	48	6–12
Pajno et al <sup>38</sup> /2000/ <i>Allergy</i>	RCTDB	5/5	– 0.51	13	Mild-to-moderate asthma	A	21	12	9	8–15
Hirsch et al <sup>35</sup> /1997/ <i>Pediatric Allergy and Immunology</i>	RCTDB	5/5	– 0.26	5	Mild-to-moderate asthma	R, A	21	11	10	6–16
Rolnick-Werninghaus et al <sup>14</sup> /2004/ <i>Allergy</i>	RCTDB	5/5	0.004	17	Seasonal asthma	R, A	39	20	19	3–14
Bahçeciler et al <sup>39</sup> /2001/ <i>Pediatric Pulmonology</i>	RCTDB	4/5	0.17	0	Persistent asthma	R, A	14	7	7	7–17
Vourdas et al <sup>36</sup> /1998/ <i>Allergy</i>	RCTDB	4/5	0.45	3	Mild asthma	R, A, C	62	33	29	7–17

\*RCTDB = Randomized clinical trial, double-blind; R = rhinitis; A = asthma; C = conjunctivitis.

†Jadad score.

‡Postdropout data available for analysis; only patients with asthma were included.

$p = 0.12$ ). *Post hoc* sensitivity analyses using the fixed-effects model did not substantially change the overall significance for asthma score (SMD,  $-1.03$ ; 95% CI,  $-1.25$  to  $-0.81$ ;  $p < 0.0001$ ) or rescue medication score (SMD,  $-0.63$ ; 95% CI,  $-0.86$  to  $-0.40$ ;  $p < 0.0001$ ).

### Adverse Events

Most of the trials reported the occurrence of adverse effects in some patients (SLIT group,  $n = 81$ ; placebo group,  $n = 23$ ). In the SLIT group, oral symptoms ( $n = 33$ ), nasal-ocular symptoms ( $n = 22$ ), and GI symptoms ( $n = 9$ ) were the most common. In the placebo group, 11 patients reported oral symptoms. Neither lethal nor severe systemic reactions were registered in the included studies. Severe asthma was reported in three patients by Tari et al<sup>34</sup> and in one patient by Hirsh et al,<sup>35</sup> who attributed the side effects to SLIT overdoses (Table 4).<sup>34–42</sup>

### DISCUSSION

Evidence-based medicine has been gaining popularity in the past decade as it integrates the best research evidence with clinical expertise and patient values for diagnosis, prognosis, and therapeutics.<sup>43–46</sup> According to evidence-based medicine, conclusions from metaanalyses of randomized trials represent the most solid evidence source for assessing the efficacy of a treatment.<sup>44–46</sup> Metaanalysis is a statistical procedure that incorporates the results of different independent studies pooled together, thus allowing a more objective appraisal of the evidence than traditional narrative reviews can. Metaanalyses provide a quantitative estimate of treatment effects, and may explain and quantify the heterogeneity among individual studies.<sup>46,47</sup> To warrant their quality, strategies, standards, and rules have been developed, such as the QUOROM.<sup>14</sup>

SLIT is currently used in routine clinical practice in many European countries, and numerous standardized vaccines are available.<sup>48</sup> The US Food and Drug Administration is going on with the registration procedure, and several phase II studies have been initiated in the United States. A task force of the American Academy of Allergy, Asthma, and Immunology/American College of Allergy, Asthma, and Immunology has acknowledged the efficacy of SLIT in 2006 in an extensive review.<sup>49</sup> The clinical efficacy of SLIT has been well-ascertained by metaanalyses in rhinitis,<sup>12,50</sup> but concerns are still present about asthma, especially in pediatric patients. Two previous metaanalyses<sup>12,51</sup> attempted to evaluate the efficacy of SLIT in children with respiratory allergies, but both studies failed to demonstrate a clinical

**Table 3—Treatment Description\***

Study/Year/Journal	Allergen	Control Drug	Study Treatment		Duration, mo	Cumulative Dose	Asthma Treatment+
			Units	Vehicle			
Tari et al <sup>34</sup> /1990/ <i>Allergologia et Immunopathologia</i>	Mites	Placebo	STU	AE + phenol	18	365 STU	Antihistamines prn, SA $\beta$ <sub>2</sub> As
Hirsch et al <sup>35</sup> /1997/ <i>Pediatric Allergy and Immunology</i>	Mites	Placebo	$\mu$ g	Glycerol	12	570 $\mu$ g	SA $\beta$ <sub>2</sub> As, ICSs, theophylline prn
Vourdas et al <sup>36</sup> /1998/ <i>Allergy</i>	<i>O europaea</i>	Placebo	IR	Glycerol	24	60,000 IR Ole e 1 (8.1 mg)	SA $\beta$ <sub>2</sub> As, ICSs, oral steroids
Caffarelli et al <sup>37</sup> /2000/ <i>Allergy</i>	Holcus, <i>P pratense</i>	Placebo	AU	Tablets	3	37,250 AU	SA $\beta$ <sub>2</sub> As, ICSs
Pajno et al <sup>38</sup> /2000/ <i>Allergy</i>	<i>Dermatophagoides pteronyssinus</i>	Placebo	BU	Glycerol	24	250 $\mu$ g Der p 1; 125 $\mu$ g Der p 2	SA $\beta$ <sub>2</sub> As, ICSs, oral steroids
Bahçeciler et al <sup>39</sup> /2001/ <i>Pediatric Pulmonology</i>	Mites	Placebo	IR	Glycerol	6	7,000 IR	Budesonide, 800 $\mu$ g/d; SA $\beta$ <sub>2</sub> As as needed
Ippoliti et al <sup>40</sup> /2003/ <i>Pediatric Allergy and Immunology</i>	<i>D pteronyssinus</i>	Placebo	BU	Glycerol	6	12 mg	ICS, 400–800 $\mu$ g/d; albuterol, 250–750 $\mu$ g/d
Rolinck-Werninghaus et al <sup>41</sup> /2004/ <i>Allergy</i>	Grass mix	Placebo	STU	Glycerol	32	188 $\mu$ g	SA $\beta$ <sub>2</sub> As, ICSs
Niu et al <sup>42</sup> /2006/ <i>Respiratory Medicine</i>	Mites	Placebo	IR	Glycerol	6	1.7 mg Dpt, 3.0 mg Df	SA $\beta$ <sub>2</sub> As, ICSs, antihistamines

\*STU = specific treatment units; IR = index of reactivity; AU = allergic units; BU = biological units; SA $\beta$ <sub>2</sub>A = inhaled short-acting  $\beta$ <sub>2</sub>-agonist; ICS = inhaled steroids; AE = amino ethyl; Dpt = *Dermatophagoides pteronyssinus*; Df = *Dermatophagoides farinae*; Der p 1/2 = major allergens of *D pteronyssinus*; Ole e 1 = major allergen of *O europaea*.

benefit, most likely because of the small numbers of studies available at that time. In 2006, we conducted a metaanalysis<sup>13</sup> of 10 randomized clinical trials of pediatric rhinitis, including more than double the number of patients with respect to previous evaluations, and could demonstrate that SLIT induced a significant reduction in both symptom scores and the requirement for medication. Another meta-analysis concerning asthma was then carried out by Calamita et al,<sup>52</sup> who found a reduction in asthma severity when a qualitative assessment was performed, but the quantitative evaluation was not significant. However, in that metaanalysis<sup>52</sup> the inclusion criteria were not restrictive, few outcomes were considered, and both adults and children were analyzed together.

New studies of SLIT in pediatric asthma have been published, and, by using a wide search strategy in electronic databases, we were able to locate a pertinent number of publications.<sup>16,53</sup> We examined in each clinical trial the relevant outcome measures and focused the direct comparison to placebo. We observed a significant statistical reduction in asthma symptoms, which was constant in five of the evaluated studies,<sup>34,37,38,40,42</sup> particularly in those where mite extracts were used. Pollen-treated patients did not experience a significant effect in two of three studies.<sup>33,38</sup> Regarding rescue medication, all of the studies reported a reduction in their use in patients treated with SLIT. We found a significant statistical reduction in the global effect size, attributable mainly to two studies.<sup>38,40</sup> This variability in clinical

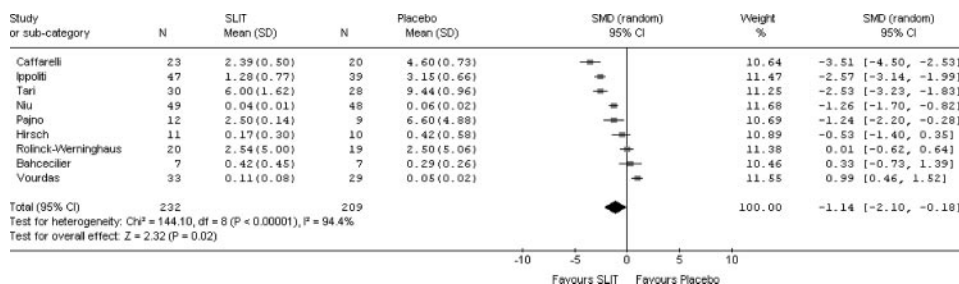


FIGURE 2. Outcome: asthma score.



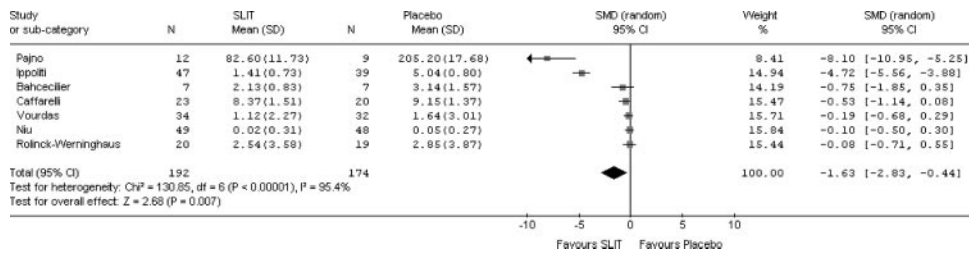


FIGURE 3. Outcome: medication score.

responses could be explained by diverse treatment durations and allergen doses. On the other hand, it is reasonable that larger studies have a larger effect on the pooled evaluation.

Our review included only 9 studies of the 273 identified in our search, and 441 patients could be evaluated for the effect of the intervention. In this regard, we selected only those trials conducted with a rigorous methodology in order to provide solid conclusions. Thus, the selection of trials had to be, necessarily, very restrictive, and we acknowledge that using a limited number of studies raises the possibility of a second-order sampling error.<sup>54</sup> Indeed, metaanalyses often include small numbers of studies, and heterogeneity is therefore a necessary consequence. Higgins et al<sup>54</sup> evaluated 39 Cochrane reviews and found that 67% of them included  $\leq 5$  studies, and 20% included  $\leq 10$  studies. A lower threshold for the number of studies to be included in a metaanalysis has not yet been established.<sup>54,55</sup>

Even though our analysis was not designed to assess safety, the examined trials consistently described the large majority of adverse effects as mild and self-resolving, according to previous literature.<sup>6,56–58</sup> In our analysis, local and GI side effects were the most common. When systemic reactions were evaluated, 28 events categorized as grade II (rhinoconjunctivitis, 22 events; asthma, 6 events) and 3 events were grade III (urticaria) according to the European Academy of Allergy and Clinical Immunology classification.<sup>1</sup> Although extensive descriptions of adverse events were indeed not included in the studies, no patient required hospitalization, and life-threatening or fatal reactions were not reported. Of note, one trial<sup>59</sup> from 2006 has specifically confirmed the safety of SLIT in patients with current asthma.

Concerning the optimal dose for SLIT, this is still a matter of debate since each manufacturer standardizes the extracts based on internal references and the clinical trials used largely variable doses. For

**Table 4—Adverse Effects in the Patients Included in the Safety Evaluation\***

Study/Year/Journal	Patients Reporting Adverse Events, No.					
	Patients Oral Itching (Local)	GI (Local)	Nasal and Ocular (Grade II)	Asthma (Grade II)	Urticaria (Grade II)	Others (NS)
Tari et al <sup>34</sup> /1990/ <i>Allergologia et Immunopathologia</i>	24/0		4/0	14/0	3/0	3/0
Hirsch et al <sup>35</sup> /1997/ <i>Pediatric Allergy and Immunology</i>	7/1	6/1			1/0	
Vourdas et al <sup>36</sup> /1998/ <i>Allergy</i>	10/2	8/2		1/0		1/0
Caffarelli et al <sup>37</sup> /2000/ <i>Allergy</i>	1/1		0/1			1/0
Pajno et al <sup>38</sup> /2000/ <i>Allergy</i>	7/1	1/0			1/0	5/1
Bahçeciler et al <sup>39</sup> /2001/ <i>Pediatric Pulmonology</i>	0					
Ippoliti et al <sup>40</sup> /2003/ <i>Pediatric Allergy and Immunology</i>	0					
Rolinck-Werninghaus et al <sup>41</sup> /2004/ <i>Allergy</i>	23/11	15/8		7/3	1/0	
Niu et al <sup>42</sup> /2006/ <i>Respiratory Medicine</i>	6/7	2/NS	4/NS			

\*Values are given as active/placebo. EAACI classifications are in parentheses in column headings. NS = not specified; EAACI = European Academy of Allergy and Clinical Immunology.

this reason, in this metaanalysis it is not possible to derive evidence-based recommendations about allergen doses. Of note, only in 2006 was this subject addressed in two large dose-finding studies,<sup>60,61</sup> which partially elucidated this specific aspect. In one study,<sup>60</sup> a safety evaluation was conducted in seven dosage groups (from 25,000 to 1,000,000 standardized quality tablets). Although no severe or life-threatening event was described, the dose dependency of the side effects was apparent. In another study,<sup>61</sup> participants were randomized to receive 2,500, 25,000, or 75,000 standardized quality grass allergen tablets or placebo for sublingual administration over 18 weeks. Also, this study revealed a clear dose-dependent efficacy and was able to identify the optimal dosage to be used, equivalent to 15 µg of *Phleum pratense* major allergen (*ie*, Phl p 5) a day.

We identified some possible bias sources in the present metaanalysis. First was the heterogeneity of the scores used to evaluate the outcomes. Nonetheless, heterogeneity is not uncommon; about a quarter of metaanalyses have  $I^2$  values of  $> 50\%$ .<sup>54</sup> To reduce this bias, we utilized some control measures, as the SMD is a robust measure for managing outcome diversity. Moreover, to reduce the bias of interstudy heterogeneity, we used the REM<sup>28,29,46,54,62</sup> (Table 1). Second, four studies<sup>35,38,39,41</sup> with a low statistical power were included, due to the reduced sample size in each trial. These studies were included because one of the rationales for a metaanalysis is that, by combining the samples of the individual studies, the overall sample size can be increased, thereby improving the statistical power of the analysis as well as the precision of the estimates of the treatment effects. The results from small studies are more subject to the play of chance and should therefore be given less weight. REM controls this bias by using a weighted average of the results, in which the larger trials have more influence than the smaller ones. Publication bias is a risk when small studies are excluded<sup>43,46,63–65</sup> (Table 1). Third, individual patient data were not available from each of the studies to test normality. Using graphic methods, we found that effect sizes for symptom scores followed a normal distribution. However, effect sizes for rescue medication scores did not approximate the normality. We have investigated whether a particular model is available to analyze data that are not normally distributed. As has been addressed by the Cochrane Collaboration and other authors,<sup>29,30</sup> methods for conducting a metaanalysis of skewed data are now unavailable, though they are the subject of current research. Fourth, it was not possible to carry out an intention-to-treat analysis because the last observation carried forward for continuous scores was not always available; we analyzed only patients with

a final assessment. In this way, an inaccurate global effect due to sample size overestimation was avoided.

Finally, three clinical trials<sup>66–68</sup> about SLIT efficacy in asthmatic children were excluded from our analysis. The study by Rodriguez-Santos<sup>66</sup> included 50 patients; he observed a significant reduction in both disease severity and corticosteroid requirements in treated patients, but the study was not blinded. Bufe et al,<sup>67</sup> found a significant reduction in symptom scores (20%) in patients with severe disease who received SLIT, but target data were not available. Moreover, Velarde-Domínguez et al<sup>68</sup> reported a symptom score reduction (33%) in patients treated with immunotherapy compared with those treated with placebo ( $p < 0.001$ ); however, SDs were not available.

In this regard, publication bias is an important drawback of systematic reviews and is difficult to avoid. Although we searched for articles in the most important electronic databases available, in all the abstract books of meetings, and in the most disparate languages, it is possible that not all studies were found. Concerning the quality of the studies included, overall it was good (median Jadad score, 4/5); however, we found some methodological deficiencies in some trials, such as inconsistency in the outcome assessment and the general lack of a sample size calculation. It is clear that the small numbers of patients in some studies increases the probability of underestimating the treatment efficacy (type II error). The use of methodological guidelines, such as the Consolidated Standards of Reporting Trials<sup>69</sup> and the US Food and Drug Administration recommendations,<sup>70</sup> could likely improve the evidence level of subsequent trials.

On the other hand, the present metaanalysis has several strengths, such as the restrictive inclusion criteria for the studies, the statistical significant effect size found according to Cohen's criteria (Table 1),<sup>71</sup> the robust statistical methods for controlling both interstudy and intrastudy variability, and the quantitative approach that was carried out.<sup>45,46</sup> Additionally, all of the QUOROM requirements were eventually fulfilled in this review.<sup>14</sup>

### Implications for Practice

The present study, using a well-accepted meta-analysis methodology, provides significant evidence that SLIT is clinically effective in the treatment of asthma in children. Due to the favorable safety profile and its potential in modifying the evolution of disease, SLIT is of relevant value in the treatment of asthma in association with standard drug therapy, as recommended in the official documents.

## Implications for Research

SLIT trials in children should be properly conducted as soon as possible, according to the recent World Allergy Organization recommendations<sup>75</sup> for specific immunotherapy clinical trials, to determine the most effective dose and regimen of administration. Also, clinical trials in children < 3 years of age should be designed and conducted to fully appreciate the possible preventive effect. Pollen allergen studies are highly suggested by this metaanalysis, since, as previously reported, only a few patients were part of the present analysis. As with past experiences, when few studies are considered, the results can be doubtful; however, it is conceivable to reach significance by including a larger sample size.

**ACKNOWLEDGMENT:** We really appreciate the invaluable assistance and advice of Professors Alexander Sutton and Rafael Perera. We are thankful for the unrestricted collaboration of Professors Jose G. Huerta, Nerin Bahçeciler, Tullio Frediani, Thomas Hirsch, Giovanni Pajno, Photini Papageorgiou, Paola Puccinelli, Claudia Rolinck-Werninghaus, and Brunello Wüthrich. We thank Marek Damašek for graphic support.

## REFERENCES

- 1 Bousquet J, Lockey RF, Malling HJ. WHO position paper: allergen immunotherapy: therapeutic vaccines for allergic diseases. *Allergy* 1998; 53:1–42
- 2 Moller C, Dreborg S, Ferdousi HA, et al. Pollen immunotherapy reduces the development of asthma in children with seasonal rhinoconjunctivitis (the PAT-study). *J Allergy Clin Immunol* 2002; 109:251–256
- 3 Bernstein DI, Wanner M, Borish L, et al. Twelve-year survey of fatal reactions to allergen injections and skin testing: 1990–2001. *J Allergy Clin Immunol* 2004; 113:1129–1136
- 4 Passalacqua G, Guerra L, Pasquali M, et al. Efficacy and safety of sublingual immunotherapy. *Ann Allergy Asthma Immunol* 2004; 93:3–12
- 5 Bousquet J, Van Cauwenberge P. Allergic rhinitis and its impact on asthma. *J Allergy Clin Immunol* 2001; 108:S146–S150
- 6 Di Rienzo V, Minelli M, Musarra A, et al. Post-marketing survey on the safety of sublingual immunotherapy in children below the age of 5 years. *Clin Exp Allergy* 2005; 35:560–564
- 7 Khinchi MS, Poulsen LK, Carat F, et al. Clinical efficacy of sublingual and subcutaneous birch pollen allergen-specific immunotherapy: a randomized, placebo-controlled, double-blind, double-dummy study. *Allergy* 2004; 59:45–53
- 8 Quirino T, Iemoli E, Siciliani E, et al. Sublingual versus injective immunotherapy in grass pollen allergic patients: a double blind (double dummy) study. *Clin Exp Allergy* 1996; 26:1253–1261
- 9 Cosmi L, Santarlasci V, Angeli R, et al. Sublingual immunotherapy with Dermatophagoides monomeric allergoid down-regulates allergen-specific immunoglobulin E and increases both interferon  $\gamma$  and interleukin 10 production. *Clin Exp Allergy* 2006; 36:261–272
- 10 Ciprandi G, Fenoglio D, Cirillo I, et al. Sublingual immunotherapy and regulatory T cells. *Allergy* 2006; 61:511–513
- 11 Abramson MJ, Puy RM, Weiner JM. Allergen immunotherapy for asthma. *Cochrane Database Syst Rev* (database online). Issue 4, 2003
- 12 Wilson DR, Torres-Lima M, Durham SR. Sublingual immunotherapy for allergic rhinitis: systematic review and meta-analysis. *Allergy* 2005; 60:4–12
- 13 Penagos M, Compalati E, Tarantini F, et al. Efficacy of sublingual immunotherapy in the treatment of allergic rhinitis in pediatric patients 3 to 18 years of age: a meta-analysis of randomized, placebo-controlled and double-blind trials. *Ann Allergy Asthma Immunol* 2006; 97:141–148
- 14 Moher D, Cook DJ, Eastwood S, et al. Improving the quality of reports of meta-analyses of randomised controlled trials: the QUORUM statement: quality of reporting meta-analysis. *Lancet* 1999; 354:1896–1900
- 15 Alderson P, Green S. Cochrane Collaboration open learning material for reviewers: version 1.1, 2002. Available at: [www.cochrane-net.org/openlearning](http://www.cochrane-net.org/openlearning). Accessed December 28, 2007
- 16 Robinson KA, Dickersin K. Development of a highly sensitive search strategy for the retrieval of reports of controlled trials using PubMed. *Int J Epidemiol* 2002; 31:150–153
- 17 American Academy of Pediatrics. Council on child health: age limits of pediatrics. *Pediatrics* 1972; 49:463
- 18 Litt IF. Age limits of pediatrics, American Academy of Pediatrics, Council on Child Health, *Pediatrics*, 1972;49:463. *Pediatrics* 1998; 102:249–250
- 19 Dawson B. Research questions about one group. In: Dawson B, ed. *Basic & clinical biostatistics*. 4th ed. New York, NY: McGraw-Hill Medical, 2004; 118
- 20 Jadad AR, Moore RA, Carroll D, et al. Assessing the quality of reports of randomized clinical trials: is blinding necessary? *Control Clin Trials* 1996; 17:1–12
- 21 Moher D, Cook DJ, Jadad AR, et al. Assessing the quality of randomized controlled trials: implications for the conduct of meta-analyses. *Health Technol Assess* 1999; 3:i–iv, 1–98
- 22 Viera AJ, Garrett JM. Understanding interobserver agreement: the kappa statistic. *Fam Med* 2005; 37:360–363
- 23 Bland JM, Altman DG. Statistical methods for assessing agreement between two methods of clinical measurement. *Lancet* 1986; 1:307–310
- 24 MedCalc Software. *MedCalc for Windows, version 8.1.1*. Mariakerke, Belgium: MedCalc Software, 2006
- 25 Bormann. *DigitizeIt 1.5.7 program*. Braunschweig, Germany: Bormann, 2003
- 26 Deeks JJ, Altman D, Bradburn MJ. Statistical methods for examining heterogeneity and combining results from several studies in meta-analysis. In: Egger M, Davey Smith G, Altman DG, eds. *Systematic reviews in health care*. London, UK: BMJ Publishing, 2001; 285–312
- 27 Higgins JP, Thompson SG, Deeks JJ, et al. Measuring inconsistency in meta-analyses. *BMJ* 2003; 327:557–560
- 28 DerSimonian R, Laird N. Meta-analysis in clinical trials. *Control Clin Trials* 1986; 7:177–188
- 29 Higgins JPT, Green S, eds. *Formulating the problem: Cochrane handbook for systematic reviews of interventions 4.2.6* [updated September 2006]. *Cochrane Database Syst Rev* (database online). Issue 4, 2006
- 30 Sutton AJ, Higgins JP. Recent developments in meta-analysis. *Stat Med* 2007; 27:625–659
- 31 Wang MC, Bushman BJ. Using the normal quantile plot to explore meta-analytic data sets. *Psychol Methods* 1998; 3:46–54
- 32 Cochrane Collaboration. *RevMan analyses, Version 1.0 for Windows*. In: *Review manager (RevMan) 4.2*. Oxford, UK: The Cochrane Collaboration, 2002
- 33 SPSS, Inc. *SPSS version 14.0 for Windows*. Chicago, IL: SPSS Inc
- 34 Tari MG, Mancino M, Monti G. Efficacy of sublingual immunotherapy in patients with rhinitis and asthma due to house dust mite: a double-blind study. *Allergol Immunopathol (Madr)* 1990; 18:277–284
- 35 Hirsch T, Sähn M, Leupold W. Double-blind placebo-controlled study of sublingual immunotherapy with house

- dust mite extract (D.pt.) in children. *Pediatr Allergy Immunol* 1997; 8:21–27
- 36 Vourdas D, Syrigou E, Potamianou P, et al. Double-blind placebo-controlled evaluation of sublingual-swallow immunotherapy with standardized olive pollen extract in pediatric patients with allergic rhinoconjunctivitis and mild asthma due to an olive pollen sensitization. *Allergy* 1998; 53:662–672
  - 37 Caffarelli C, Sensi LG, Marcucci F, et al. Preseasonal local allergoid immunotherapy to grass pollen in children: a double-blind, placebo-controlled, randomized trial. *Allergy* 2000; 55:1142–1147
  - 38 Pajno GB, Morabito L, Barberio G, et al. Clinical and immunologic effects of long-term sublingual immunotherapy in asthmatic children sensitized to mites: a double-blind, placebo-controlled study. *Allergy* 2000; 55:842–849
  - 39 Bahçeciler NN, Isik U, Barlan IB, et al. Efficacy of sublingual immunotherapy in children with asthma and rhinitis: a double-blind, placebo-controlled study. *Pediatr Pulmonol* 2001; 32:49–55
  - 40 Ippoliti F, De Sanctis W, Volterrani A, et al. Immunomodulation during sublingual therapy in allergic children. *Pediatr Allergy Immunol* 2003; 14:216–221
  - 41 Rolinck-Werninghaus C, Wolf H, Liebke C, et al. A prospective, randomized, double-blind, placebo-controlled multi-centre study on the efficacy and safety of sublingual immunotherapy (SLIT) in children with seasonal allergic rhinoconjunctivitis to grass pollen. *Allergy* 2004; 59:1285–1293
  - 42 Niu CK, Chen WY, Huang JL, et al. Efficacy of sublingual immunotherapy with high-dose mite extracts in asthma: a multi-center, double-blind, randomized, and placebo-controlled study in Taiwan. *Respir Med* 2006; 100:1374–1383
  - 43 Akobeng AK. Principles of evidence based medicine. *Arch Dis Child* 2005; 90:837–840
  - 44 Sackett DL. Clinical epidemiology. what, who, and whither. *J Clin Epidemiol* 2002; 55:1161–1166
  - 45 Shekelle PG, Woolf SH, Eccles M, et al. Clinical guidelines: developing guidelines. *BMJ* 1999; 318:593–596
  - 46 Egger M, Smith GD, Phillips AN. Meta-analysis: principles and procedures. *BMJ* 1997; 315:1533–1537
  - 47 Egger M, Juni P, Bartlett C, et al. How important are comprehensive literature searches and the assessment of trial quality in systematic reviews? Empirical study. *Health Technol Assess* 2003; 7:1–76
  - 48 Passalacqua G, Canonica GW. Sublingual immunotherapy: update 2006. *Curr Opin Allergy Clin Immunol* 2006; 6:449–454
  - 49 Cox LS, Larenas-Linnemann D, Nolte H, et al. Sublingual immunotherapy: a comprehensive review. *J Allergy Clin Immunol* 2006; 117:1021–1035
  - 50 Holmgren J, Czerkinsky C. Mucosal immunity and vaccines. *Nat Med* 2005; 11:S45–S53
  - 51 Olaguibel JM, Álvarez-Puebla MJ. Efficacy of sublingual allergen vaccination for respiratory allergy in children: conclusions from one meta-analysis. *J Investig Allergol Clin Immunol* 2005; 15:9–16
  - 52 Calamita Z, Saconato H, Pelà AB, et al. Efficacy of sublingual immunotherapy in asthma: systematic review of randomized-clinical trials using the Cochrane Collaboration method. *Allergy* 2006; 61:1162–1172
  - 53 Camara-Clark OA, Araujo-Castro A. Searching the Literatura Latino Americana e do Caribe em Ciências da Saúde (LILACS) database improves systematic reviews. *Int J Epidemiol* 2002; 31:112–114
  - 54 Higgins J, Thompson S, Deeks J, et al. Statistical heterogeneity in systematic reviews of clinical trials: a critical appraisal of guidelines and practice. *J Health Serv Res Policy* 2002; 7:51–61
  - 55 Sterne JAC, Egger M. Funnel plots for detecting bias in meta-analysis: guidelines on choice of axis. *J Clin Epidemiol* 2001; 54:1046–1055
  - 56 Fiocchi A, Pajno G, La Grutta S, et al. Safety of sublingual-swallow immunotherapy in children aged 3 to 7 years. *Ann Allergy Asthma Immunol* 2005; 95:254–258
  - 57 Di Rienzo V, Pagani A, Parmiani S, et al. Post-marketing surveillance study on the safety of sublingual immunotherapy in children. *Allergy* 1999; 54:1110–1113
  - 58 Gidaro GB, Marcucci F, Sensi L, et al. The safety of sublingual-swallow immunotherapy: an analysis of published studies. *Clin Exp Allergy* 2005; 35:565–571
  - 59 Dahl R, Stender A, Rak S. Specific immunotherapy with SQ standardized grass allergen tablets in asthmatics with rhinoconjunctivitis. *Allergy* 2006; 61:185–190
  - 60 Kleine-Tebbe J, Ribell M, Herold DA. Safety of a SQ-standardised grass allergen tablet for sublingual immunotherapy: a randomized, placebo-controlled trial. *Allergy* 2006; 61:181–184
  - 61 Durham SR, Yang WH, Pedersen MR, et al. Sublingual immunotherapy with once-daily grass allergen tablets: a randomized controlled trial in seasonal allergic rhinoconjunctivitis. *J Allergy Clin Immunol* 2006; 117:802–809
  - 62 Laczó RM, Sackett PR, Bobko P, et al. A comment on sampling error in the standardized mean difference with unequal sample sizes: avoiding potential errors in meta-analytic and primary research. *J Appl Psychol* 2005; 90:758–764
  - 63 Stenning SP, Parmar MK. Designing randomised trials: both large and small trials are needed. *Ann Oncol* 2002; 13S:131–138
  - 64 Battle MV, Cowan GS, Rakow EA. Statistical power: planning for it, estimating it post hoc, and reporting it. *IEEE Trans Prof Commun* 2000; 43:345–354
  - 65 Cohn LD, Becker BJ. How meta-analysis increases statistical power. *Psychol Methods* 2003; 8:243–253
  - 66 Rodríguez-Santos O. Immunoterapia sublingual con extracto alérgico de *Dermatophagoides pteronyssinus* en niños con asma. *Rev Alerg Mex* 2004; 51:177–180
  - 67 Bufe A, Ziegler-Kirbach E, Stoeckmann E, et al. Efficacy of sublingual swallow immunotherapy in children with severe grass pollen allergic symptoms: a double-blind placebo-controlled study. *Allergy* 2004; 59:498–504
  - 68 Velarde-Domínguez T, Talavera-Hernández O, Sánchez-Santa Ana JR, et al. Eficacia clínica y seguridad de la inmunoterapia sublingual con extractos estandarizados en el tratamiento del asma alérgica ocasionada por *Dermatophagoides* en población mexicana pediátrica. *Rev Sanid Milit* 2002; 56:10–14
  - 69 CONSORT Group. Improving the quality of reporting of randomized controlled trials: the CONSORT statement. *JAMA* 1996; 276:637–639
  - 70 US Food and Drug Administration. Guidance for industry: allergic rhinitis; clinical development programs for drug products. Available at: <http://www.fda.gov/cder/guidance/2718dft.htm>. Accessed December 28, 2007
  - 71 Cohen J. *Statistical power analysis for the behavioral sciences*. 2nd ed. Hillsdale, NJ: Lawrence Erlbaum Associates, 1988
  - 72 DerSimonian R, Kacker R. Random-effects model for meta-analysis of clinical trials: an update. *Contemp Clin Trials* 2007; 28:105–114
  - 73 Dupont WD, Plummer WD Jr. PS power and sample size calculator, version 2.1.31. Available at: <http://biostat.mc.vanderbilt.edu/twiki/bin/view/Main/PowerSampleSize>. Accessed January 22, 2008
  - 74 Moher D, Dulberg CS, Wells GA. Statistical power, sample size, and their reporting in randomized controlled trials. *JAMA* 1994; 272:122–124
  - 75 Canonica GW, Baena-Cagnani CE, Bousquet J, et al. Recommendations for standardization of clinical trials with allergen specific immunotherapy for respiratory allergy: a statement of a World Allergy Organization (WAO) taskforce. *Allergy* 2007; 62:317–324

# Metaanalysis of the Efficacy of Sublingual Immunotherapy in the Treatment of Allergic Asthma in Pediatric Patients, 3 to 18 Years of Age

Martin Penagos, Giovanni Passalacqua, Enrico Compalati, Carlos E. Baena-Cagnani, Socorro Orozco, Alvaro Pedroza and Giorgio Walter Canonica

*Chest* 2008;133; 599-609; Prepublished online October 20, 2007;  
DOI 10.1378/chest.06-1425

**This information is current as of May 18, 2010**

<b>Updated Information &amp; Services</b>	Updated Information and services can be found at: <a href="http://chestjournal.chestpubs.org/content/133/3/599.full.html">http://chestjournal.chestpubs.org/content/133/3/599.full.html</a>
<b>References</b>	This article cites 63 articles, 12 of which can be accessed free at: <a href="http://chestjournal.chestpubs.org/content/133/3/599.full.html#ref-list-1">http://chestjournal.chestpubs.org/content/133/3/599.full.html#ref-list-1</a>
<b>Citations</b>	This article has been cited by 3 HighWire-hosted articles: <a href="http://chestjournal.chestpubs.org/content/133/3/599.full.html#related-urls">http://chestjournal.chestpubs.org/content/133/3/599.full.html#related-urls</a>
<b>Permissions &amp; Licensing</b>	Information about reproducing this article in parts (figures, tables) or in its entirety can be found online at: <a href="http://www.chestpubs.org/site/misc/reprints.xhtml">http://www.chestpubs.org/site/misc/reprints.xhtml</a>
<b>Reprints</b>	Information about ordering reprints can be found online: <a href="http://www.chestpubs.org/site/misc/reprints.xhtml">http://www.chestpubs.org/site/misc/reprints.xhtml</a>
<b>Citation Alerts</b>	Receive free e-mail alerts when new articles cite this article. To sign up, select the "Services" link to the right of the online article.
<b>Images in PowerPoint format</b>	Figures that appear in <i>CHEST</i> articles can be downloaded for teaching purposes in PowerPoint slide format. See any online figure for directions.

A M E R I C A N C O L L E G E O F



P H Y S I C I A N S<sup>®</sup>